








Previsione a breve termine

Medie di stazione

	 °C	 %	 hPa	 km/h	 mm/h	 °C
21 Feb	13.2 / 5.6	77.2	1019.7	0.7	0.0	11.9 / 4.1
22 Feb	12.8 / 6.4	75.7	1018.1	1.3	2.7	11.2 / 5.0
23 Feb	11.5 / 6.1	77.6	1018.8	1.8	2.5	10.1 / 4.7
24 Feb	13.3 / 5.3	72.2	1019.5	1.1	0.2	11.5 / 3.7
25 Feb	13.6 / 6.3	70.4	1015.5	2.1	0.0	11.6 / 4.7
26 Feb	12.6 / 6.1	65.4	1013.2	3.3	2.5	9.4 / 3.8
27 Feb	12.1 / 5.7	55.6	1015.9	2.1	6.7	9.7 / 3.6
28 Feb	12.0 / 5.3	62.2	1018.7	2.7	3.1	9.9 / 3.3
1 Mar	10.9 / 4.9	76.8	1015.1	1.9	3.1	8.7 / 3.3

Informazioni sulla stazione

	 °C	 %	 hPa	 km/h	 km/h	 mm/h	 °C
21 Feb	14.8 2022	98.0 2017	1028.3 2021	10.3 2022	16.2 2022	0.2 2019	13.7 2024
	1.8 2018	40.6 2022	1000.4 2022	-	-	-	-1.1 2018
22 Feb	18.2 2019	99.0 2024	1033.2 2021	13.9 2019	24.1 2019	19.0 2024	17.0 2019
	3.1 2018	26.4 2022	1001.7 2024	-	-	-	1.0 2018
23 Feb	16.2 2022	99.0 2024	1036.2 2021	13.0 2019	27.4 2019	15.4 2024	14.4 2022
	1.0 2019	25.7 2019	994.3 2024	-	-	-	-1.6 2019
24 Feb	21.6 2021	99.0 > 3 casi	1037.1 2019	22.7 2018	22.7 2018	0.8 2018	20.5 2021
	-0.3 2019	32.2 2021	999.1 2024	-	-	-	-3.0 2019
25 Feb	21.2 2021	98.0 2020	1035.3 2019	27.4 2018	33.8 2023	0.2 2020	19.5 2021
	-1.7 2018	23.0 2022	994.9 2023	-	-	-	-8.8 2018
26 Feb	20.6 2021	99.0 2020	1030.4 2019	26.2 2020	46.8 2020	22.2 2024	19.1 2021
	-5.4 2018	21.6 2020	993.7 2020	-	-	-	-9.7 2018
27 Feb	21.3 2019	97.0 2024	1029.6 2021	16.8 2021	33.8 2021	52.0 2024	20.1 2019
	-6.1 2018	23.0 2022	1001.2 2020	-	-	-	-9.0 2018
28 Feb	17.5 2019	97.0 2024	1032.7 2021	20.9 2017	37.1 2022	16.4 2024	16.7 2019
	-4.9 2018	18.8 2020	998.1 2017	-	-	-	-7.8 2018
1 Mar	16.6 2021	99.0 2020	1030.9 2021	19.4 2017	37.1 2023	14.8 2020	15.0 2016
	-3.2 2018	34.8 2021	998.0 2017	-	-	-	-6.0 2018

Almanac

